


The See Snake T-Connector makes it possible to make a split on the LED-Strip and then divide into two cables by cutting it and add pins to it.



See Snake  
LED STRIP LIGHT  
CONSTRUCTION LIGHTNING

## ACCESSORIES



## T-CONNECTOR

## Instruction manual



Insert the ends with the mounted pins into the T-CONNECTOR.


### Cut and insert




Find the blank space




Cut




The copper wire core



Insert pin




Press it in



Assembled

1



Made for T corners



**WARNING!**

**DO NOT POWER ON  
WHEN CONNECTING!**

Choose any one of part 1, 2 or 3  
to connect AC plug.  
Do not connect AC plug at the same time on  
part 1, 2 or 3 it will lead to short circuit.